

Helpful Information for Patients



Sucraid®

(sacrosidase) Oral Solution

Information about Sucraid® can be found at Sucraid.com and

Sucraid.com/patient-support/nutritional-support

Specialty Pharmacy

For drug delivery information, contact the specialty pharmacy at

Frontier Therapies - Optum

Phone: 1-833-800-0122

Fax: 1-866-850-9155

frontiertherapies.optum.com

CSID

For information on Congenital Sucrase-Isomaltase Deficiency (CSID) and Sucraid® visit Sucraid.com

Main: 1-800-705-1962 • Fax: 1-866-777-7097
sucraid@qolmed.com

Sucraid® Digests Sucrose

Sucraid® (sacrosidase) Oral Solution is an FDA-approved enzyme replacement for sucrose to aid in the digestion of sucrose in patients diagnosed with CSID. Sucraid® can help improve the breakdown and absorption of sucrose (table sugar) from the intestine and can help relieve the gastrointestinal (GI) symptoms of CSID. Sucraid® does not break down some sugars resulting from the digestion of starch. Therefore, you may need to reduce the amount of starch in your diet.

Do I Need to Change My Diet?

Diet is specific to each individual and depends on many factors, such as: How much sucrose and starch are currently in your diet; If you have other health issues that require a special diet; How well your digestive enzymes and your GI tract are working. It is important to know which foods are high and low in sucrose and starch.

If you have been on Sucraid® for several weeks and continue to have some lingering GI symptoms, you should talk to your doctor about whether you may need to adjust your starch intake. You should discuss dietary changes with your physician or registered dietitian prior to making any changes to your diet. **If you are ever without Sucraid®, you should avoid foods high in sucrose. See Red Flag Foods below.**



Foods High in Sucrose - Red Flag Foods!

FRUIT

- Apples
- Apricots
- Bananas
- Cantaloupe
- Clementine
- Dates
- Grapefruit
- Guava
- Honeydew melon
- Mandarin oranges
- Mango
- Nectarine
- Oranges
- Passion fruit
- Peaches

- Persimmon
- Pineapple
- Plums
- Tangelos
- Tangerines
- Watermelon

VEGETABLES

- Beets
- Carrots
- Cassava (yucca)
- Chickpeas (garbanzo beans)
- Coleslaw
- Corn
- Edamame

Green peas

- Jicama
- Kidney beans
- Lima beans
- Okra
- Onion
- Parsnips
- Pumpkin
- Snow peas
- Split peas
- Sweet pickles
- Sweet potatoes, yams

DAIRY

- Flavored milks containing

- sucrose (chocolate milk)*
- Milk shakes sweetened with condensed milk, malted milk*
- Yogurt*
- Yogurt containing fruits from the high-fructose fruits listed above

BAKED AND PROCESSED FOODS*

- Breakfast cereals
- Granola bars

- Muffins
- Pancakes, pastries, and waffles
- Sweets and desserts: cake, pie, cookies
- Candy
- Ice cream
- Popsicles
- Pudding
- Pie
- Sherbet
- Sorbet
- Brownies
- Chocolate

SWEETENERS AND INGREDIENTS

- Sucrose (table sugar)
- Brown sugar
- Granulated sugar
- Powdered and raw sugar
- Beet sugar
- Cane sugar/syrup
- Cane juice
- Coconut sugar
- Date sugar
- Maple syrup/sugar
- Molasses
- Syrup
- Jelly, jam

Bold foods are especially high in sucrose. * Sweetened with sucrose.

Created with Nutrition Data System for Research® (Regents of the University of Minnesota, 2017). High sucrose defined as ≥1 g sucrose per 100 g food

NOTE: This information is provided for educational purposes only and is not a substitute for talking with your doctor. You should consult with your healthcare provider if you have questions or concerns about your diet and/or the use of Sucraid®.


ADDITIONAL IMPORTANT SAFETY INFORMATION

- Some patients treated with Sucraid® may have worse abdominal pain, vomiting, nausea, or diarrhea. Constipation, difficulty sleeping, headache, nervousness, and dehydration have also occurred in patients treated with Sucraid®. Check with your doctor if you notice these or other side effects.
- Sucraid® has not been tested to see if it works in patients with secondary (acquired) sucrose deficiency.
- **NEVER HEAT SUCRAID® OR PUT IT IN WARM OR HOT BEVERAGES OR INFANT FORMULA.** Do not mix Sucraid® with fruit juice or take it with fruit juice. Take Sucraid® as prescribed by your doctor. Normally, half of the dose of Sucraid® is taken before a meal or snack, and the other half is taken during the meal or snack.
- Sucraid® should be refrigerated at 36°F-46°F (2°C-8°C) and should be protected from heat and light.

Please see additional Important Safety Information on Sucraid® Digests Sucrose page and in enclosed full Prescribing Information. You are encouraged to report negative side effects of prescription drugs to the FDA. Visit www.FDA.gov/medwatch or call 1-800-FDA-1088.

Sucraid® and Your Diet

This Guide is Intended for Patients on Sucraid®



Sucraid®
 (sacrosidase) Oral Solution
sucraid.com

Sucraid® and Diet

The goal of **Sucraid®** therapy is to help you eat as near normal and as healthy a diet as possible without the return of gastrointestinal (GI) symptoms.

With **Sucraid®** therapy, you can include foods that are higher in sucrose, because **Sucraid®** helps you digest these foods. Because **Sucraid®** therapy does not break down some sugars that come from the digestion of starch, you may need to restrict or experiment with the amount of starch in your diet to prevent any lingering GI symptoms.

Many of you with Congenital Sucrase-Isomaltase Deficiency (CSID) who are on **Sucraid®** therapy can choose freely from all food groups, but some of you may need to be cautious about foods that are high in starch. Go to choosemyplate.gov to help plan your meals.

YOUR CSID PLATE WITH SUCRAID® THERAPY



PROTEIN
Choose Any



GRAINS/STARCH
May Need to Modify



VEGETABLES*
Choose Any



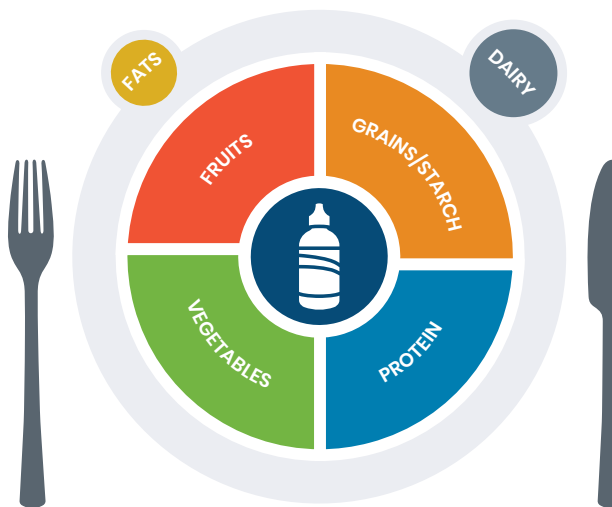
FRUITS*
Choose Any



DAIRY
Choose Any



FATS
Choose Any



Foods High in Starch

STARCHY VEGETABLES

- Beans (black, kidney, lima)
- Corn
- Peas (black-eyed, green)
- Potatoes (white, red, golden)

- Sweet potatoes
- Yams

WHOLE GRAINS

- Brown rice
- Bran cereal, oats
- Popcorn

- Quinoa
- Whole grain bread, cereal, crackers, pasta

REFINED STARCH

- Cakes
- Cookies

- Cereal, granola bars
- Chips (corn, potato, tortilla)
- Muffins, pastries
- Pancakes, waffles
- Pasta
- Refined cereal

- Salty crackers
- White bread
- White rice

Created with Nutrition Data System for Research® (Regents of the University of Minnesota, 2017). High starch defined as > 2.5 g starch per 100 g food or > 2.5 g starch

INDICATION

Sucraid® (sacrosidase) Oral Solution is an enzyme replacement therapy for the treatment of genetically determined sucrase deficiency, which is part of congenital sucrase-isomaltase deficiency (CSID).

IMPORTANT SAFETY INFORMATION FOR SUCRAID® (SACROSIDASE) ORAL SOLUTION

- Sucraid® may cause a serious allergic reaction. If you notice any swelling or have difficulty breathing, get emergency help right away.
- Sucraid® does not break down some sugars that come from the digestion of starch. You may need to restrict the amount of starch in your diet. Your doctor will tell you if you should restrict starch in your diet.
- Tell your doctor if you are allergic to, have ever had a reaction to, or have ever had difficulty taking yeast, yeast products, papain, or glycerin (glycerol).
- Tell your doctor if you have diabetes, as your blood glucose levels may change if you begin taking Sucraid®. Your doctor will tell you if your diet or diabetes medicines need to be changed.

Please see additional Important Safety Information on *Sucraid® and Diet* page and in enclosed full Prescribing Information.

Instructions for Use

Sucraid® (Su-kreid) (sacrosidase) Oral Solution: 118-mL Multiple-Dose Bottle

Read this Instructions for Use before you start taking or giving Sucraid to a child, and each time you get a refill. There may be new information. This information does not take the place of talking to your healthcare provider about your or your child's medical condition or treatment.



Important information you need to know before taking or giving Sucraid:

- Your healthcare provider will decide the right dose of Sucraid for you or your child. **Do not** change the dose of Sucraid without talking to your healthcare provider.
- The dose of Sucraid depends on body weight. Your healthcare provider will tell you how much Sucraid you should take or give your child.
 - The dose for a child 33 pounds (15 kg) or less is 1 mL or 28 drops of Sucraid in 2 ounces of water, milk, or infant formula.
 - The dose for a child or adult more than 33 pounds (15 kg) is 2 mL or 56 drops of Sucraid in 4 ounces of water, milk, or infant formula.
- Sucraid can only be dissolved with cold or room temperature water, milk, or infant formula. **Do not** put Sucraid in warm or hot liquids. **Do not** dissolve Sucraid with fruit juice. **Do not** take or give Sucraid with fruit juice.
- Do not** warm or heat the mixed solution before taking or giving Sucraid.
- Measure your dose or your child's dose of Sucraid using the measuring scoop that comes with the Sucraid bottle. **Do not** use a kitchen teaspoon or other measuring device.
- Sucraid should be taken or given with each meal or snack. Half of the Sucraid dose should be taken or given at the beginning of each meal or snack. Take or give the remaining Sucraid dose during the meal or snack.
- Do not** use the Sucraid multiple-dose bottle if the seal has been damaged. Contact your pharmacist or healthcare provider if you cannot use the Sucraid multiple-dose bottle.

Supplies needed to take or give Sucraid:

- Sucraid 118-mL multiple-dose bottle
- 1 measuring scoop (included in Sucraid carton)
- 2 to 4 ounces of cold or room temperature water, milk, or infant formula (not included)
- Meal or snack (not included)

How to take or give Sucraid:

Step 1: Check the expiration date on the Sucraid bottle. **Do not** use Sucraid after the expiration date on the bottle has passed.

Step 2: Write down the date the bottle is first opened in the space provided on the bottle label.

Step 3: Each bottle of Sucraid has a plastic screw cap that covers a dropper dispensing tip. Remove the plastic screw cap by twisting it to the left.

Step 4: Use the measuring scoop that comes in your Sucraid carton to measure your or your child's prescribed dose. See **Figure 1**. Reseal the bottle after each use by replacing and twisting the plastic screw cap to the right until tight.



Figure 1

Step 5: Mix your or your child's prescribed dose in 2 ounces or 4 ounces of cold or room temperature water, milk, or infant formula as instructed by your healthcare provider. See **Figure 2**.



Figure 2

Step 6: Take or give half of the mixed solution at the beginning of each meal or snack. Take or give the remaining mixed solution during the meal or snack.

Step 7: Rinse the measuring scoop with water after each use.

Throwing away (disposal of) Sucraid:

- Throw away (discard) the Sucraid multiple-dose bottle and any remaining medicine in your household trash 4 weeks after first opening.

How should I store Sucraid?

- Store the Sucraid multiple-dose bottle in the refrigerator between 36°F to 46°F (2°C to 8°C).
- Protect Sucraid from heat and light.

Keep Sucraid and all medicines out of the reach of children.

Manufactured by:
QOL Medical, LLC Vero Beach, FL 32963
U.S. License No. 2195

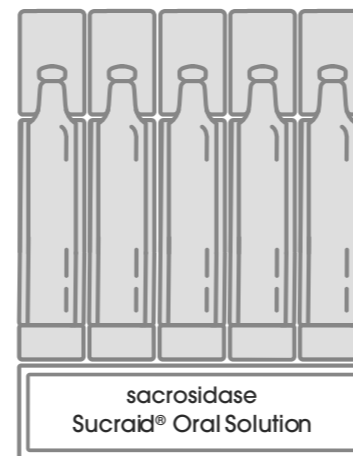
For more information, go to www.Sucraid.com or call 1-866-469-3773.

This Instructions for Use has been approved by the U.S. Food and Drug Administration.
Revised: May 2023

Instructions for Use

Sucraid® (Su-kreid) (sacrosidase) Oral Solution: 2-mL Single-Use Container

Read this Instructions for Use before you start taking or giving Sucraid to a child, and each time you get a refill. There may be new information. This information does not take the place of talking to your healthcare provider about your or your child's medical condition or treatment.



Important information you need to know before taking or giving Sucraid:

- The 2-mL single-use container is for a child and adult more than 33 pounds (15 kg).
- Sucraid is supplied in 2-mL single-use containers in a foil pouch. Each foil pouch holds 5 single-use containers. **Each container is one 2 mL Sucraid dose.**
- Your healthcare provider will decide the right dose of Sucraid for you or your child. **Do not** change the dose of Sucraid without talking to your healthcare provider.
- Sucraid can only be dissolved with cold or room temperature water, milk, or infant formula. **Do not** put Sucraid in warm or hot liquids. **Do not** dissolve Sucraid with fruit juice. **Do not** give or take Sucraid with fruit juice.

- Do not** warm or heat the mixed solution before taking or giving Sucraid.
- Sucraid should be taken or given with each meal or snack. Half of the Sucraid dose should be taken at the beginning of each meal or snack. Take or give the remaining Sucraid dose during the meal or snack.
- Do not** use the Sucraid single-use container if the seal has been damaged. Contact your pharmacist or healthcare provider if you cannot use the Sucraid single-use container.

Supplies needed to take or give Sucraid:

- 1 Sucraid 2-mL container
- 4 ounces of cold or room temperature water, milk, or infant formula (not included)
- Meal or snack (not included)
- Spoon to mix (not included)

How to take or give Sucraid:

Step 1: Check the expiration date on the Sucraid foil pouch. **Do not** use Sucraid if it is past the expiration date. Remove 1 Sucraid 2-mL container from a foil pouch.

Step 2: Twist the cap to the left to remove it from the container. See **Figure 1**.

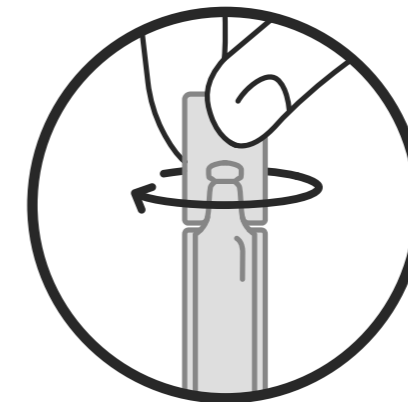


Figure 1

Step 3: Squeeze all the Sucraid solution in the container into 4 ounces of cold or room temperature water, milk, or infant formula. See **Figure 2**.




Figure 2

Step 4: Mix your or your child's prescribed dose in 4 ounces of cold or room temperature water, milk, or infant formula. See **Figure 3**.




Figure 3

Step 5: Take or give half of the mixed solution at the beginning of each meal or snack. Take or give the remaining mixed solution during the meal or snack.

Throwing away (disposal of) Sucraid:

- Throw away expired or empty Sucraid containers in your household trash.

How should I store Sucraid?

- Store the Sucraid single-use container in the refrigerator between 36°F to 46°F (2°C to 8°C).
- The Sucraid single-use container may be stored between 59°F to 77°F (15°C to 25°C) for up to 3 days.
- Protect Sucraid from heat and light.

Keep Sucraid and all medicines out of the reach of children.

Manufactured by:
QOL Medical, LLC Vero Beach, FL 32963
U.S. License No. 2195

For more information, go to www.Sucraid.com or call 1-866-469-3773.

This Instructions for Use has been approved by the U.S. Food and Drug Administration.
Revised: May 2023